

**Combined****9th FAI World Cup of Canopy Piloting 2017**


rank	total points	nation	Name	1st Rd			ACCURACY	1st Rd 2nd Rd 3rd Rd			SPEED		1st Rd 2nd Rd 3rd Rd			DISTANCE		
				6th	7th	8th		total	rank	1st	2nd	3rd	total	rank	4th	5th	9th	total
1	853.614	USA	Nicholas Batsch	88.000	100.000	100.000	288.000	2	98.459	91.546	97.509	287.514	1	89.880	95.097	93.123	278.100	2
2	804.518	UAE	Cornelia Mihai	98.000	100.000	65.000	263.000	7	96.598	84.822	92.730	274.150	5	85.811	98.596	82.961	267.368	3
3	794.033	UAE	Mohammed Baker	75.000	92.857	91.000	258.857	12	95.625	75.194	100.000	270.819	6	79.322	100.000	85.035	264.357	4
4	792.513	UAE	Abdulbari Qubaisi	86.000	92.857	91.000	269.857	3	94.056	81.946	91.764	267.766	7	79.129	95.879	79.882	254.890	6
5	775.252	FRA	Eric Philippe	70.000	100.000	91.000	261.000	8	91.266	84.139	84.781	260.186	10	87.618	89.776	76.672	254.066	8
6	763.847	UAE	Patrick Kaye	84.000	78.571	91.000	253.571	16	96.795	73.417	89.011	259.223	11	81.675	89.334	80.044	251.053	10
7	763.010	ESP	Pablo Hernandez	84.000	92.857	81.000	257.857	14	92.847	70.255	87.275	250.377	17	81.118	94.069	79.589	254.776	7
8	756.305	NZL	Chris Stewart	84.000	82.653	84.000	250.653	19	89.568	83.386	83.033	255.987	13	81.385	87.673	80.607	249.665	11
9	754.555	ITA	Armando Fattoruso	100.000	66.326	84.000	250.326	20	93.368	80.905	84.502	258.775	12	89.226	82.317	73.911	245.454	12
10	753.801	USA	Curt Bartholomew	96.000	100.000	100.000	296.000	1	100.000	89.506	96.211	285.717	2	84.243	87.841	0.000	172.084	57
11	753.059	ITA	Mario Fattoruso	91.000	85.714	91.000	267.714	5	85.205	76.315	84.884	246.404	18	79.720	88.832	70.389	238.941	15
12	736.591	USA	Mikeal Stevens	84.000	85.714	81.000	250.714	18	93.949	68.467	81.544	243.960	20	80.959	81.863	79.095	241.917	14
13	718.777	ARG	Marcos Darman	91.000	85.714	84.000	260.714	10	88.424	64.049	87.764	240.237	21	75.515	76.500	65.811	217.826	23
14	709.951	FRA	Cedric Veiga Rios	3.000	51.020	84.000	138.020	78	83.137	100.000	95.949	279.086	3	100.000	99.116	93.729	292.845	1
15	704.113	USA	Greg Windmiller	81.000	92.857	77.000	250.857	17	98.517	3.000	91.674	193.191	54	90.368	88.659	81.038	260.065	5
16	703.741	USA	Scott Harper	65.000	52.040	91.000	208.040	44	94.002	72.560	86.128	252.690	14	71.742	94.129	77.140	243.011	13
17	699.627	FRA	Nicolas Coadic	98.000	92.857	77.000	267.857	4	88.213	67.511	81.473	237.197	23	58.827	74.601	61.145	194.573	42
18	694.409	USA	Jonathan Lopez	73.000	85.714	88.000	246.714	21	80.989	66.923	89.152	237.064	24	72.896	73.598	64.137	210.631	27
19	690.250	RSA	Chris Teague	84.000	68.367	84.000	236.367	29	84.169	66.768	82.668	233.605	28	62.889	85.995	71.394	220.278	21
20	687.668	RUS	Sergei Romaniuk	62.000	44.897	86.000	192.897	57	93.817	88.444	93.437	275.698	4	66.821	82.657	69.595	219.073	22
21	686.322	BRA	Paulo Ribeiro Marques	74.000	100.000	84.000	258.000	13	75.232	74.337	71.132	220.701	39	75.691	69.423	62.507	207.621	31

01-12-2017 09:37:07

Scores by: BTKS Competition Manager 2017 (www.btk.s.de)

Page 1 of 5

time: 10:55am

Chief Judge: 

**Combined****9th FAI World Cup of Canopy Piloting 2017**

rank	total		Name	ACCURACY					SPEED				DISTANCE					
	points	nation		1st Rd	2nd Rd	3rd Rd	total	rank	1st Rd	2nd Rd	3rd Rd	total	rank	1st Rd	2nd Rd	3rd Rd	total	rank
				6th	7th	8th			1st	2nd	3rd			4th	5th	9th		
22	678.144	USA	Jason Sanders	81.000	85.714	74.000	240.714	26	95.433	80.233	90.847	266.513	8	85.749	3.000	82.168	170.917	58
23	670.636	GER	Christian Schaefer	65.000	64.285	74.000	203.285	51	84.190	70.521	79.096	233.807	27	77.424	86.849	69.271	233.544	16
24	664.573	GER	Max Manow	77.000	85.714	70.000	232.714	31	96.346	83.815	0.000	180.161	60	84.038	87.572	80.088	251.698	9
25	663.459	USA	Jared Zell	61.000	92.857	69.000	222.857	33	77.567	70.104	85.114	232.785	29	68.805	71.484	67.528	207.817	30
26	661.204	USA	Justin Price	77.000	69.387	91.000	237.387	28	90.693	80.505	92.094	263.292	9	79.510	3.000	78.015	160.525	61
27	654.085	NZL	Kieran Baldwin	91.000	85.714	84.000	260.714	10	90.520	3.000	77.658	171.178	63	67.020	85.034	70.139	222.193	19
28	654.070	CAN	Eric Dero	69.000	85.714	65.000	219.714	38	76.496	77.956	77.851	232.303	30	74.441	70.564	57.048	202.053	37
29	650.581	RUS	Yuriy Garmashov	77.000	92.857	91.000	260.857	9	90.569	75.237	80.542	246.348	19	82.993	0.000	60.383	143.376	70
30	648.665	RUS	Vladislav Sinutin	71.000	65.306	84.000	220.306	37	81.167	62.024	79.700	222.891	35	72.345	68.199	64.924	205.468	33
31	647.826	CZE	Petr Mestak	84.000	85.714	69.000	238.714	27	75.557	71.175	74.933	221.665	37	60.031	64.210	63.206	187.447	47
32	641.918	SWE	Stefan Burström	91.000	78.571	77.000	246.571	22	72.396	71.448	73.873	217.717	43	52.332	64.222	61.076	177.630	54
33	636.475	AUT	Marco Fürst	91.000	45.918	70.000	206.918	46	81.806	65.859	74.893	222.558	36	64.208	70.522	72.269	206.999	32
34	633.526	DEN	Christian Weber Jensen	81.000	62.244	65.000	208.244	43	81.666	73.027	74.028	228.721	34	66.952	68.127	61.482	196.561	40
35	633.352	USA	Patrick Kessler	91.000	92.857	74.000	257.857	14	76.566	66.009	86.339	228.914	33	3.000	75.091	68.490	146.581	69
36	633.110	FRA	Kevin Techer	81.000	78.571	84.000	243.571	24	93.896	74.763	0.000	168.659	65	70.918	70.367	79.595	220.880	20
37	625.170	AUS	Ryan Dudderidge	61.000	92.857	69.000	222.857	33	76.939	63.907	69.279	210.125	46	64.816	65.147	62.225	192.188	43
38	621.440	CZE	Jan Roub	77.000	62.244	45.000	184.244	62	88.684	65.792	80.912	235.388	25	60.230	79.265	62.313	201.808	39
39	610.963	AUS	Tom Gilmartin	77.000	78.571	91.000	246.571	22	73.323	74.870	85.866	234.059	26	0.000	62.293	68.040	130.333	77
40	609.456	NOR	Daniel Eriksen	84.000	64.285	74.000	222.285	35	73.615	65.726	65.710	205.051	48	57.133	63.911	61.076	182.120	51
41	595.355	GER	Tobias Koch	44.000	75.510	84.000	203.510	49	83.555	76.629	77.445	237.629	22	75.913	78.303		154.216	64
42	591.185	USA	Matthew Shull	84.000	76.530	81.000	241.530	25	96.542	84.630	3.000	184.172	57	3.000	84.443	78.040	165.483	60

01-12-2017 09:37:08

Scores by: BTKS Competition Manager 2017 (www.btk.de)

Page 2 of 5

time: 10:55 am

Chief Judge:



Dubai Marina: 25 November - 2 December 2017



Combined

9th FAI World Cup of Canopy Piloting 2017

rank	total points	nation	Name	ACCURACY					SPEED				DISTANCE						
				1st Rd	2nd Rd	3rd Rd	total	rank	1st	2nd	3rd	total	rank	1st Rd	2nd Rd	3rd Rd	total	rank	
				6th	7th	8th													
43	590.413	CZE	Michal Prochazka	77.000	66.326	56.000	199.326	54	91.216	76.991	83.799	252.006	16	64.549	3.000	71.532	139.081	72	
44	587.775	UKR	Andrii Stalnyi	53.000	78.571	77.000	208.571	42	82.785	70.770	77.487	231.042	31	3.000	74.511	70.651	148.162	68	
45	584.912	BRA	Arthur Carneiro Lima	3.000	38.775	65.000	106.775	87	91.618	70.923	89.605	252.146	15	72.396	81.445	72.150	225.991	18	
46	581.312	GER	Pascal Schu	67.000	47.959	49.000	163.959	70	77.046	62.650	81.757	221.453	38	59.236	72.409	64.255	195.900	41	
47	577.050	CZE	Jakub Sklenka	60.000	66.326	75.000	201.326	52	83.998	0.000	89.862	173.860	61	58.793	83.887	59.184	201.864	38	
48	576.580	DEN	Kenneth Gajda	77.000	78.571	59.000	214.571	40	0.000	72.179	77.296	149.475	75	67.662	75.108	69.764	212.534	25	
49	575.685	DEN	Rene Hansen	73.000	92.857	67.000	232.857	30	76.268	64.017	69.467	209.752	47	3.000	69.937	60.139	133.076	75	
50	575.060	RUS	Dmitrii Shevchenko	65.000	59.183	53.000	177.183	66	80.053	68.738	63.149	211.940	45	59.361	62.633	63.943	185.937	49	
51	571.636	USA	Travis Mills	91.000	92.857	81.000	264.857	6	0.000	73.109	3.000	76.109	88	67.384	85.022	78.264	230.670	17	
52	558.353	RSA	Matteo Pagani	48.000	70.408	81.000	199.408	53	72.428	72.219	3.000	147.647	76	69.901	75.049	66.348	211.298	26	
53	554.967	AUS	Selwyn Johnson	84.000	68.367	61.000	213.367	41	69.200	61.687	72.917	203.804	49	19.887	60.674	57.235	137.796	73	
54	553.892	CAN	Cori Priebe	61.000	44.897	44.000	149.897	75	78.188	66.009	76.333	220.530	40	45.837	71.836	65.792	183.465	50	
55	553.580	RSA	Warren Hitchcock	84.000	62.244	53.000	199.244	55	76.233	0.000	74.497	150.730	72	68.128	69.399	66.079	203.606	35	
56	552.067	RUS	Andrey Razuvaev	65.000	69.387	84.000	218.387	39	75.660	63.257	80.359	219.276	42	64.730	3.000	46.674	114.404	81	
57	551.167	NOR	Yvind Krageboen	65.000	57.142	63.000	185.142	61	0.000	68.004	90.121	158.125	68	63.810	81.702	62.388	207.900	29	
58	541.128	RUS	Nikita Kudryashov	74.000	78.571	69.000	221.571	36	43.245	40.584	67.537	151.366	71	47.860	68.736	51.595	168.191	59	
59	538.450	ITA	Giuseppe Crott	43.000	52.040	74.000	169.040	69	75.763	68.396	75.983	220.142	41	3.000	80.370	65.898	149.268	67	
60	536.318	BEL	Roy Seber	56.000	85.714	65.000	206.714	47	3.000	60.895	77.894	141.789	80	63.764	66.079	57.972	187.815	46	
61	535.222	DEN	Timmi Thomsen	75.000	62.244	44.000	181.244	64	0.000	58.441	86.898	145.339	77	64.782	85.004	58.853	208.639	28	
62	533.161	AUS	Raymond Worrall	45.000	68.367	27.000	140.367	77	76.708	62.906	73.699	213.313	44	57.287	65.177	57.017	179.481	52	
63	528.408	GER	Thomas Possler	0.000	82.653	81.000	163.653	71	3.000	73.916	73.087	150.003	74	71.077	81.337	62.338	214.752	24	

01-12-2017 09:37:08

Scores by: BTKS Competition Manager 2017 (www.btk.de)

Page 3 of 5

time: 10:55am

Chief Judge:

**Combined****9th FAI World Cup of Canopy Piloting 2017**

rank	total points	nation	Name	ACCURACY					SPEED				DISTANCE					
				1st Rd	2nd Rd	3rd Rd	total	rank	1st Rd	2nd Rd	3rd Rd	total	rank	1st Rd	2nd Rd	3rd Rd	total	rank
				6th	7th	8th			1st	2nd	3rd			4th	5th	9th		
64	526.130	NED	Ronald Zuijgendorp	53.000	75.510	75.000	203.510	49	0.000	63.089	71.294	134.383	82	50.298	74.864	63.075	188.237	45
65	525.886	CZE	Zivny Zbynek	88.000	3.000	86.000	177.000	67	0.000	73.479	70.793	144.272	79	63.554	74.750	66.310	204.614	34
66	505.023	DEN	Marianne Lisberg	27.000	48.979	69.000	144.979	76	54.546	56.862	71.403	182.811	58	64.236	65.780	47.217	177.233	55
67	502.904	UAE	Fahad Alharmoodi	59.000	62.244	74.000	195.244	56	47.888	46.908	63.050	157.846	69	40.223	59.844	49.747	149.814	65
68	498.128	AUS	James Baker	24.000	66.326	69.000	159.326	72	68.248	62.967	70.722	201.937	52	66.287	3.000	67.578	136.865	74
69	491.405	GER	Max Kossidowski	63.000	8.163	63.000	134.163	79	0.000	76.517	91.674	168.191	66	66.594	77.951	44.506	189.051	44
70	490.880	GER	Dirk Höhne	77.000	70.408	77.000	224.408	32	75.419	58.000	65.209	198.628	53	3.000	3.000	61.844	67.844	90
71	485.810	AUS	Leigh McCormack	22.000	45.918	53.000	120.918	85	58.267	58.116	70.229	186.612	56	62.503	64.825	50.952	178.280	53
72	478.005	CZE	Mark Rahbani	69.000	3.000	53.000	125.000	82	3.000	73.335	74.242	150.577	73	68.310	73.466	60.652	202.428	36
73	474.731	ESP	Ricardo Lopez Lafuente	65.000	78.571	35.000	178.571	65	79.726	70.010	81.005	230.741	32	3.000	0.000	62.419	65.419	91
74	471.386	AUS	Matthew Giddings	74.000	40.816	69.000	183.816	63	48.404	52.705	55.426	156.535	70	32.609	57.461	40.965	131.035	76
75	462.358	SUI	Matthias Möbius	0.000	3.000	81.000	84.000	88	65.723	73.687	64.039	203.449	51	64.037	59.289	51.583	174.909	56
76	452.904	RUS	Mikhail Razomazov	65.000	40.816	68.000	173.816	68	52.117	54.443	60.662	167.222	67	55.372	3.000	53.494	111.866	82
77	447.823	RUS	Sergey Kotlyarov	24.000	64.285	69.000	157.285	73	53.338	57.692	69.467	180.497	59	3.000	63.165	43.876	110.041	84
78	443.215	BLR	Olga Naumova	0.000	62.244	61.000	123.244	83	63.019	46.449	61.056	170.524	64	53.224	56.888	39.335	149.447	66
79	442.592	RUS	Igor Pugachev	77.000	44.897	84.000	205.897	48	61.525	54.488	3.000	119.013	84	3.000	59.558	55.124	117.682	80
80	429.765	CAN	John Minos	27.000	45.918	58.000	130.918	80	85.336	0.000	88.259	173.595	62	67.498	57.754	0.000	125.252	78
81	421.486	GBR	Chris Lynch	65.000	78.571	45.000	188.571	59	3.000	67.933	74.360	145.293	78	19.887	64.735	3.000	87.622	88
82	416.909	UKR	Igor Pasichnyk	3.000	70.408	0.000	73.408	90	71.095	53.254	64.243	188.592	55	56.656	48.432	49.821	154.909	63
83	410.329	AUS	Charly Rusconi	45.000	85.714	77.000	207.714	45	46.482	3.000	56.380	105.862	86	61.963	3.000	31.790	96.753	85
84	399.688	CZE	Petr Gerabek (YF)	53.000	22.448	77.000	152.448	74	58.247	3.000	44.931	106.178	85	49.508	50.008	41.546	141.062	71



01-12-2017 09:37:08

Scores by: BTKS Competition Manager 2017 (www.btk.s.dc)

Page 4 of 5

time: 10:55am

Chief Judge:

**Combined****9th FAI World Cup of Canopy Piloting 2017**

rank	total points	nation	Name	ACCURACY					SPEED				DISTANCE						
				1st Rd	2nd Rd	3rd Rd	total	rank	1st	2nd	3rd	total	rank	1st Rd	2nd Rd	3rd Rd	total	rank	
				6th	7th	8th													
85	380.604	CAN	Sven Jseppi	67.000	54.081	70.000	191.081	58	3.000	0.000	0.000	3.000	93	3.000	83.523	100.000	186.523	48	
86	378.804	BRA	Joao Antonio Roncato de	59.000	41.836	29.000	129.836	81	0.000	62.202	76.665	138.867	81	44.315	0.000	65.786	110.101	83	
87	378.622	RUS	Andrey Ignatov	46.000	70.408	69.000	185.408	60	74.389	0.000	0.000	74.389	89	3.000	57.659	58.166	118.825	79	
88	372.449	UKR	Bedrin Vsevolod	0.000	46.938	37.000	83.938	89	66.063	63.986	0.000	130.049	83	56.366	57.252	44.844	158.462	62	
89	281.252	GBR	Jack Bradford	27.000	54.081	40.000	121.081	84	0.000	43.204	60.846	104.050	87	3.000	3.000	50.121	56.121	92	
90	255.189	BRA	Waldisio Moreira Junior				0.000	93	70.507	56.554	76.416	203.477	50	48.712	3.000		51.712	93	
91	212.876	RUS	Denis Migunov	48.000	0.000	61.000	109.000	86	3.000	3.000	3.000	9.000	91	44.690	3.000	47.186	94.876	87	
92	156.934	RUS	Vladimir Zaika	14.000	0.000	44.000	58.000	91	3.000	0.000	0.000	3.000	93	52.002	0.000	43.932	95.934	86	
93	96.802	NOR	Johan Bryhni	17.000	9.183	0.000	26.183	92	0.000	64.619	0.000	64.619	90	3.000	3.000	0.000	6.000	94	
94	74.898	BRA	Moacir D'Agostini (YF)				0.000	93	3.000	0.000	3.000	6.000	92	47.997	20.901		68.898	89	

01-12-2017 09:37:08

Scores by: BTKS Competition Manager 2017 (www.btkc.de)

Page 5 of 5

time: 10:55am

Chief Judge: