








World Air Games 2015: Canopy Piloting

DISTANCE Results

RANK	TOTAL	NAC	name	result (points)			Score (meter)			
				Round 1	Round 2	Round 3	Round 1	Round 2	Round 3	total Score
1	298.008 pt	 UAE	Cornelia Mihai	98.008	100	100	135.84	147.14	144.72	427.7
2	284.865 pt	 FRA	Guillaume Bernier	100	90.981	93.884	138.6	133.87	135.87	408.34
3	275.248 pt	 ESP	Pablo Hernandez Moll	96.572	87.549	91.127	133.85	128.82	131.88	394.55
4	272.987 pt	 USA	Curtis Bartholomew	92.222	88.677	92.088	127.82	130.48	133.27	391.57
5	269.612 pt	 USA	Nick Batsch	83.333	97.757	88.522	115.5	143.84	128.11	387.45
6	259.547 pt	 FRA	Julien Guiho	82.489	85.924	91.134	114.33	126.43	131.89	372.65
7	257.437 pt	 GER	Max Manow	85.238	94.325	77.874	118.14	138.79	112.7	369.63
8	256.249 pt	 ITA	Mario Fattoruso	79.971	84.225	92.053	110.84	123.93	133.22	367.99
9	253.749 pt	 NZL	Chris Stewart	78.398	81.398	93.953	108.66	119.77	135.97	364.4
10	252.132 pt	 UAE	Abdulbari Qubaisi	84.783	79.407	87.942	117.51	116.84	127.27	361.62
11	245.101 pt	 USA	Gage Galle	81.616	87.304	76.181	113.12	128.46	110.25	351.83
12	244.887 pt	 DEN	Peter Kallehave	82.813	77.463	84.611	114.78	113.98	122.45	351.21
13	242.598 pt	 NOR	Barton Hardie	82.106	74.119	86.373	113.8	109.06	125	347.86
14	241.715 pt	 FRA	Cedric Veiga Rios	75.447	72.563	93.705	104.57	106.77	135.61	346.95

15	240.927 pt	 ITA	Armando Fattoruso	82.265	77.755	80.907	114.02	114.41	117.09	345.52
16	237.502 pt	 RUS	Yuri Garmachov	76.464	79.889	81.149	105.98	117.55	117.44	340.97
17	233.746 pt	 UKR	Andrii Stalnyi	77.431	77.667	78.648	107.32	114.28	113.82	335.42
18	233.234 pt	 DEN	Kenneth Gejda (YF)	82.005	71.856	79.373	113.66	105.73	114.87	334.26
19	233.152 pt	 GBR	Alan Westley	79.141	79.094	74.917	109.69	116.38	108.42	334.49
20	232.5 pt	 DEN	Christian Weber Jensen	77.344	74.663	80.493	107.2	109.86	116.49	333.55
21	229.974 pt	 GBR	Brian Vacher	75.165	76.824	77.985	104.18	113.04	112.86	330.08
22	228.657 pt	 AUT	Marco Fürst	81.363	74.976	72.318	112.77	110.32	104.66	327.75
23	227.966 pt	 BRA	Manoel Neto	71.911	67.208	88.847	99.67	98.89	128.58	327.14
24	227.15 pt	 BEL	Grim Swinnen	73.845	77.518	75.787	102.35	114.06	109.68	326.09
25	227.136 pt	 CAN	Sven Jseppi	65.873	76.389	84.874	91.3	112.4	122.83	326.53
26	224.965 pt	 AUS	Brad Jones	72.496	76.267	76.202	100.48	112.22	110.28	322.98
27	214.447 pt	 SWE	Stefan Burstrom	72.958	76.709	64.78	101.12	112.87	93.75	307.74
28	195.528 pt	 NOR	Daniel Eriksen	68.225	59.732	67.571	94.56	87.89	97.79	280.24
29	186.528 pt	 CAN	John Minos	65.692	59.739	61.097	91.05	87.9	88.42	267.37
30	174.969 pt	 UAE	Mohammed Baker	80.461	94.508		111.52	139.06		250.58
31	165.065 pt	 AUS	Robby McMillan	0	83.736	81.329	-	123.21	117.7	240.91
32	164.743 pt	 ARG	Marcos Ivan Darman	3	87.331	74.412	-	128.5	107.69	236.19
33	164.637 pt	 ARG	Gaston Nicolas Reyes	55.476	52.127	57.034	76.89	76.7	82.54	236.13

34	146.803 pt	 AUS	Keven Walters	69.826	73.977	3	96.78	108.85	-	205.63
35	139.865 pt	 RUS	Vladislav Sinutin	75.591	61.274	3	104.77	90.16	-	194.93
36	138.341 pt	 BRA	Paulo Marques	0	66.997	71.344	-	98.58	103.25	201.83
37	124.111 pt	 BEL	Roy Seber	0	60.554	63.557	-	89.1	91.98	181.08
38	81.696 pt	 SVK	Roman Dubsky	3	0	78.696	-	-	113.89	113.89
39	75.24 pt	 GBR	Martin Reynolds	3	69.24	3	-	101.88	-	101.88