







World Air Games 2015: Canopy Piloting

SPEED Results

RANK	TOTAL	NAC	name	result (points)			Score (sec)			total Score
				Round 1	Round 2	Round 3	Round 1	Round 2	Round 3	
1	300 pt	 USA	Nick Batsch	100	100	100	2.447	2.416	2.434	7.297
2	290.395 pt	 USA	Curtis Bartholomew	98.241	94.131	98.023	2.48	2.528	2.471	7.479
3	282.797 pt	 UAE	Cornelia Mihai	91.1	94.46	97.237	2.624	2.521	2.486	7.631
4	280.935 pt	 ITA	Armando Fattoruso	90.823	95.49	94.622	2.63	2.501	2.537	7.668
5	275.858 pt	 FRA	Julien Guiho	88.269	93.103	94.486	2.687	2.549	2.54	7.776
6	272.33 pt	 ESP	Pablo Hernandez Moll	88.317	88.84	95.173	2.686	2.64	2.526	7.852
7	269.654 pt	 ITA	Mario Fattoruso	88.057	89.478	92.119	2.692	2.626	2.589	7.907
8	264.292 pt	 GER	Max Manow	82.297	88.694	93.301	2.832	2.643	2.564	8.039
9	258.526 pt	 GBR	Brian Vacher	78.719	85.918	93.889	2.928	2.707	2.552	8.187
10	257.11 pt	 AUS	Brad Jones	89.298	84.551	83.261	2.664	2.74	2.793	8.197
11	255.26 pt	 USA	Gage Galle	88.175	74.654	92.431	2.689	3.008	2.582	8.279
12	254.358 pt	 BRA	Manoel Neto	80.331	85.039	88.988	2.884	2.728	2.657	8.269
13	251.104 pt	 AUS	Robby McMillan	80.468	83.076	87.56	2.88	2.776	2.689	8.345
14	248.695 pt	 BEL	Grim Swinnen	82.523	83.354	82.818	2.826	2.769	2.804	8.399

15	247.165 pt	 UAE	Abdulbari Qubaisi	82.03	82.526	82.609	2.839	2.79	2.809	8.438
16	245.941 pt	 BRA	Paulo Marques	77.901	82.337	85.703	2.951	2.795	2.733	8.479
17	235.51 pt	 ARG	Marcos Ivan Darman	70.729	84.046	80.735	3.173	2.752	2.858	8.783
18	233.731 pt	 AUT	Marco Fürst	78.644	73.972	81.115	2.93	3.029	2.848	8.807
19	229.125 pt	 CAN	John Minos	69.786	75.524	83.815	3.205	2.982	2.779	8.966
20	226.937 pt	 CAN	Sven Jseppi	71.45	81.101	74.386	3.149	2.827	3.039	9.015
21	225.312 pt	 GBR	Martin Reynolds	71.777	71.649	81.886	3.138	3.102	2.828	9.068
22	220.721 pt	 SVK	Roman Dubsky	75.371	61.749	83.601	3.025	3.468	2.784	9.277
23	214.969 pt	 DEN	Christian Weber Jensen	70.988	71.968	72.013	3.164	3.092	3.114	9.37
24	214.351 pt	 NOR	Daniel Eriksen	65.657	70.205	78.489	3.355	3.15	2.919	9.424
25	209.701 pt	 SWE	Stefan Burstrom	75.979	74.982	58.74	3.007	2.998	3.628	9.633
26	207.689 pt	 RUS	Vladislav Sinutin	72.519	66.955	68.215	3.114	3.264	3.243	9.621
27	185.155 pt	 FRA	Guillaume Bernier	89.833	95.322	0	2.652	2.504	-	5.156
28	183.097 pt	 ARG	Gaston Nicolas Reyes	53.411	62.355	67.331	3.917	3.443	3.275	10.635
29	178.692 pt	 NZL	Chris Stewart	0	86.909	91.783	-	2.684	2.596	5.28
30	178.548 pt	 BEL	Roy Seber	56.847	57.826	63.875	3.738	3.643	3.407	10.788
31	171.121 pt	 AUS	Keven Walters	0	82.758	88.363	-	2.784	2.671	5.455
32	170.999 pt	 UKR	Andrii Stalnyi	3	80.556	87.443	-	2.841	2.692	5.533
33	170.438 pt	 FRA	Cedric Veiga Rios	0	86.515	83.923	-	2.693	2.776	5.469

34	168.551 pt	 GBR	Alan Westley	83.274	3	82.277	2.807	-	2.818	5.625
35	165.059 pt	 DEN	Peter Kallehave	81.302	80.757	3	2.858	2.836	-	5.694
36	155.803 pt	 RUS	Yuri Garmachov	74.688	0	81.115	3.046	-	2.848	5.894
37	155.057 pt	 DEN	Kenneth Gejda (YF)	81.222	70.835	3	2.86	3.129	-	5.989
38	95.182 pt	 UAE	Mohammed Baker	0	95.182		-	2.507		2.507
39	72.855 pt	 NOR	Barton Hardie	72.855	0	0	3.103	-	-	3.103